



Kirby® eCompact CO₂ Condensing Unit

Compact plug and play
solution for sub-critical
applications



Low temperature applications



Exclusively distributed by



eCompact CO₂ Condensing Unit

Introduction & Overview

The Kirby® eCompact Condensing Unit is our latest innovation in CO₂ refrigeration systems for low temperature applications. An adaptable plug and play CO₂ solution that is designed for maximum reliability, efficiency and operating performance. Providing a significantly lower global warming potential than primary HFC systems, the Kirby® eCompact Condensing Unit is offered as a solution to make CO₂ applications possible in more places.

The eCompact Condensing Unit has been designed with the needs of contractors and environmentally conscious end users in mind. The system comes as a complete condensing unit that requires connection to field fixtures and a high stage for heat rejection requirements. Efficiency and enhanced performance is made available by the use of variable capacity (freezer rooms, freezer cabinets) control via the digital Copeland Scroll™ or the Dorin semi-hermetic compressor, coupled with a factory programmed VSD.

Market Segments

- Retail
- Convenience
- Food Service
- Hospitality



Features & Benefits

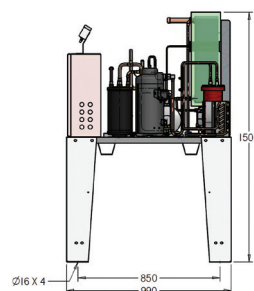
The Kirby® eCompact Condensing Unit offers:

- Integral load match control capability for optimal system efficiency.
- Plug and play control / wiring assembly including a pre-programmed Dixell control for faster installation and assured performance.
- Copeland Scroll digital compressor technology or Dorin Semi Hermetic compressor with factory programmed variable speed drive.
- Compact footprint ensures suitability for installation in tight spaces

Optional Enhancements

The Kirby® eCompact Condensing Unit can be configured with the following options:

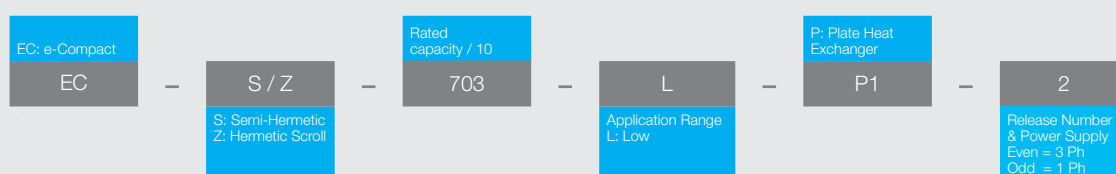
- Vertical legs, which raise the unit by 650mm



KEY CHART

⌚	Extended life
💰	Installation cost/time saving
⬇️	Reduced running costs

Nomenclature

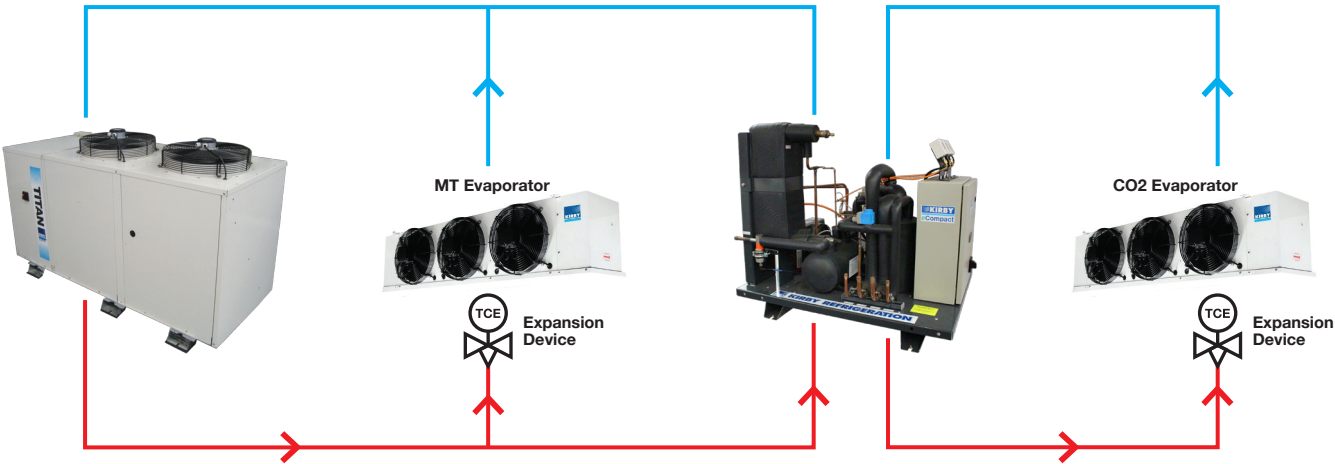


Performance Data

R744 REFRIGERATION CAPACITY													
CAPACITY DATA + 5% BASED ON CALORIMETER DATA WHERE POSSIBLE		R744 CAPACITY MAXIMUM				MINIMUM CAP TO SELECT HIGH STAGE COND UNIT					APPROX CAPACITY TO SELECT OPTIONAL BACKUP COND UNIT		REC'R CAP IN KG
MODEL	SCT R744	-35	-30	-25	-20	SST R134a	-35	-30	-25	-20	SST R134a		
ECS703LP1-2 CDS181B	0	5390	6790	8350	10100	-4	7655	9135	10690	12370	-10	700	4.5
	-2	5600	7030	8630	10420	-6	7790	9280	10855	12560	-10		
	-4	5820	7270	8910	10750	-8	7940	9430	11025	12760	-10		
ECS703LP1-2 CDS301B	0	6870	8600	10530	12680	-4	9745	11550	13470	15520	-10	875	4.5
	-2	7130	8900	10870	13080	-6	9900	11730	13660	15750	-10		
	-4	7400	9190	11210	13470	-8	10070	11895	13850	15970	-10		
ECZ872LP1-2 ZOD34KCE-TFD	0	6910	8470	10250		-4	9670	11265	13060		-10	850	4.5
	-2	7120	8720	10550		-6	9765	11400	13240		-10		
	-4	7330	8960	10850		-8	9870	11530	13440		-10		

- All capacity data based on maximum capacity for scroll compressor and at 50Hz for Dorin compressor with VSD
- Dorin compressor cooling capacity factor @ 65Hz is 1.32 and @ 35Hz is 0.72
- Design pressure for R744 high side is 40 Bar and R744 low side is 25 Bar

System Example



Technical Specification Data

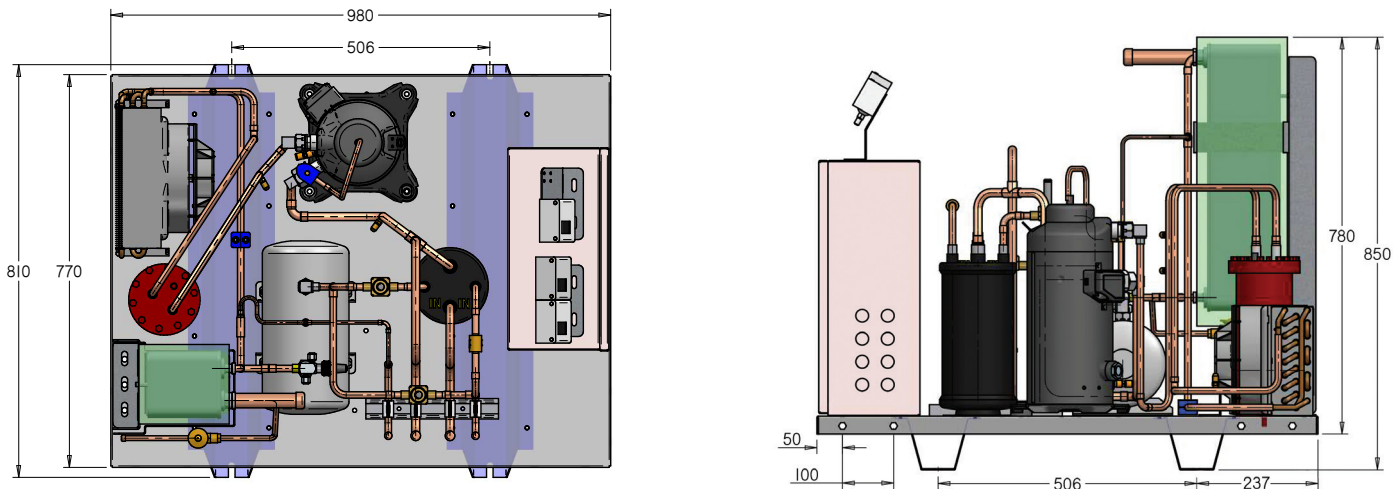
MODEL	COMPRESSOR	UNIT ELECTRICAL DATA (Amps / Ph)			COMP INPUT POWER (Watts)	UNIT INPUT POWER (Watts)	SOUND POWER (dBA)	SOUND PRESSURE @3m (dBA)
		MCC	LRA	RLA				
ECS703LP1-2	CDS181B	4.7	20	3.6	1810	1870	64.0	44.0
ECS890LP1-2	CDS301B	6.3	24.5	4.5	2270	2330	65.5	45.5
ECZ872LP1-2	ZOD34KCE-TFD	5.8	26	4.0	2140	2200	73.0	53.0

- RLA at -30C SST and -2C SCT. LRA value is for compressor only.

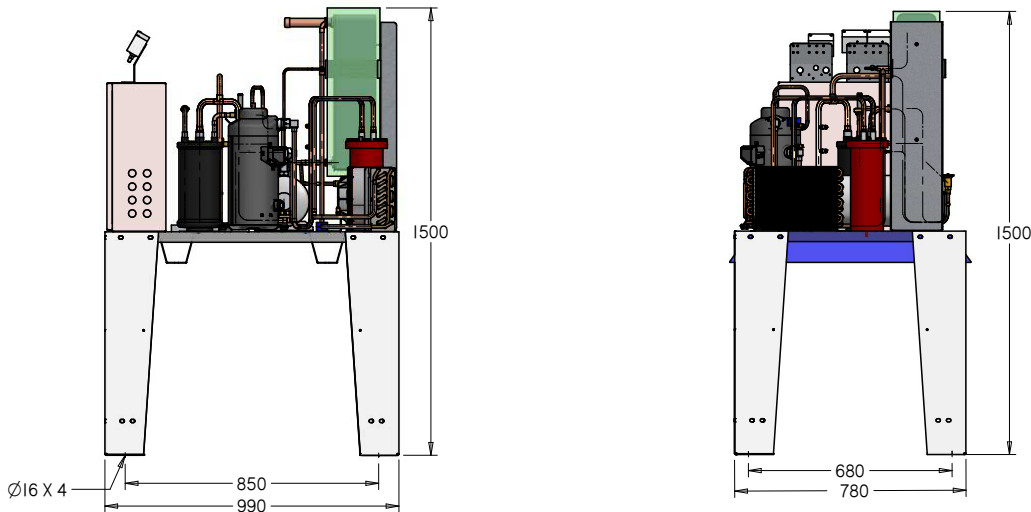
MODEL	RECEIVER	CONNECTIONS R744		CONNECTIONS R134a		APPROX. WEIGHT (kg)	
	VOL (L)	LIQUID	SUCTION	LIQUID	SUCTION	UNPACKED	PACKED
ECS703LP1-2	6	12.7	15.88	12.7	28.58	370	385
ECS890LP1-2	6	12.7	15.88	12.7	28.58	375	390
ECZ872LP1-2	6	12.7	15.88	12.7	28.58	350	385

- Receiver capacity - Based on 80% liquid and 20% vapour by volume at -2°C condensing.

Dimensions - All Models



Dimensions - With Optional Vertical Legs



Supporting Documentation

CL313.doc - eCompact Technical Data File

13 23 50 0800 653 330
heatcraft.com.au heatcraft.co.nz



© and ™ Registered Trade Mark and Trade Mark of Heatcraft Australia Pty Ltd © Copyright 2016 Heatcraft Australia Pty Ltd.
The contents of this brochure are copyright protected and may not be reproduced in any form without the written consent of Heatcraft. Recommendations and advice regarding the use of the products described in this publication are to be taken as a guide only and are given without liability on the part of the company or its employees. As Heatcraft continually improves its product range and processes, Heatcraft reserves the right to change product specifications without any prior notification. Please refer to the Heatcraft website for the latest version of this publication. The purchaser should independently determine the suitability of the product for the intended use and application and that the product complies with relevant standards. Heatcraft accepts no responsibility for loss or damage (direct or indirect and including consequential loss, loss of profits or opportunity and economic loss) however arising which results from any errors or omissions in the information contained in this publication or arising from the use or application of the information contained herein.